

FRESHMAN ADMISSION SUMMARY 2015

Division of Enrollment Management and Marketing

Dear colleagues,

I am happy to present the following report on the fall 2015 freshman class at DePaul University.

Our strong applicant pool (the second-largest ever) and a higher-than-anticipated yield resulted in a freshman class of 2,519 students, about 40 more than expected. We are excited about this outcome, especially because increasing competition seems to be the hallmark of admissions these days.

Hundreds of colleges and universities send recruitment staff to the Chicago area because of its size, diversity, economic stability and large number of excellent high schools. Their presence has caused many more students in one of our footholds—the Chicago suburbs—to explore opportunities out of state. This, in turn, has caused us to expand our recruiting efforts outside Chicago.

Our efforts have been successful: This year, over 40 percent of new freshmen are from outside Illinois, a DePaul record. More of those out-of-state students are coming from farther away, with record numbers from California (our biggest state behind Illinois), New York, Massachusetts, New Jersey, Virginia, Florida, Georgia and Washington.

Another shift in our freshman class was the explosive enrollment in the College of Computing and Digital Media (CDM), which grew by 28 percent to make it the second-largest college for freshmen behind the Driehaus College of Business. The five largest programs in CDM all experienced double-digit percentage growth, with digital cinema surging by an amazing 48 percent.

Our Pathways Program with Rosalind Franklin University of Medicine and Science continues to grow. Pathways enrolled 80 new freshmen interested in a career in one of the many growing areas of health sciences. This program recently saw its first five DePaul students receive early admission to Rosalind Franklin, and we believe it will continue to strengthen our strong and growing reputation in health science.

As we all strive to understand how students and parents calculate the value of higher education, DePaul is still seen as a solid investment. And our record-setting out-of-state freshman enrollment is further testament to DePaul's growing reputation outside the Midwest.

I thank you for your efforts on behalf of DePaul and look forward to many successful years in the future.

Sincerely,



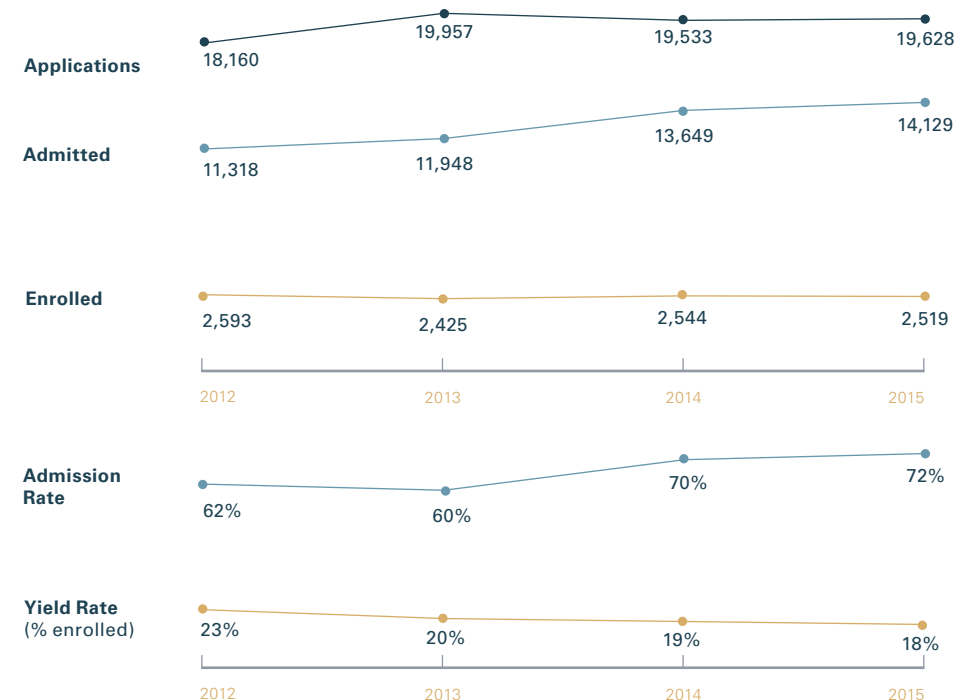
Jon Boeckenstedt

Associate Vice President for Enrollment Management

FRESHMAN ADMISSION TRENDS: 2012-2015

Freshman applications increased slightly from 2014 to the second-highest level ever. The greatest numbers of out-of-state applicants were again from California, Michigan and Ohio. The number of applications from California has more than tripled since 2009.

Freshman Applications, Admission and Enrollment Yield



In 2015, 19,628 high school students applied to DePaul for freshman admission.

- » 43 percent were from outside Illinois; 29 percent were from Chicago's suburbs; 26 percent were from Chicago.
- » Applications came from more than 4,300 high schools across all 50 states.
- » 59 percent of applicants were women and 41 percent were men.
- » 1,597 students applied under the test-optional pilot program; 158 enrolled.

NEW FRESHMEN ACADEMIC PROFILE

Measures of high school preparation remain strong in the freshman class and consistent with prior years. An increasing number of freshmen are interested in technology, design and cinematic arts, demonstrated by dramatic enrollment growth in the College of Computing and Digital Media (CDM) since 2013. CDM is now the second-largest college for new freshmen.

High School Academic Profile

ACT Composite*



High School GPA



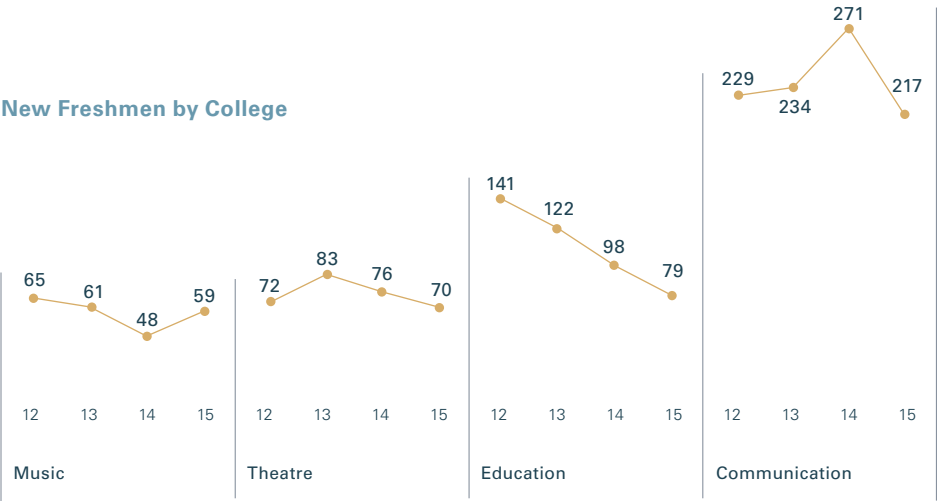
*ACT averages from 2012-2015 include scores for students who applied through the test-optional pilot program and submitted scores post-admission for research purposes.

Most Popular Majors for New Freshmen

Majors	Students Enrolled
Digital cinema	189
Health sciences	153
Accounting	146
Marketing	130
Psychology	119
Biological sciences	106
Computer game development	103
Computer science	94
Management	90
Business administration	82

In addition, 332 students are undecided.

New Freshmen by College

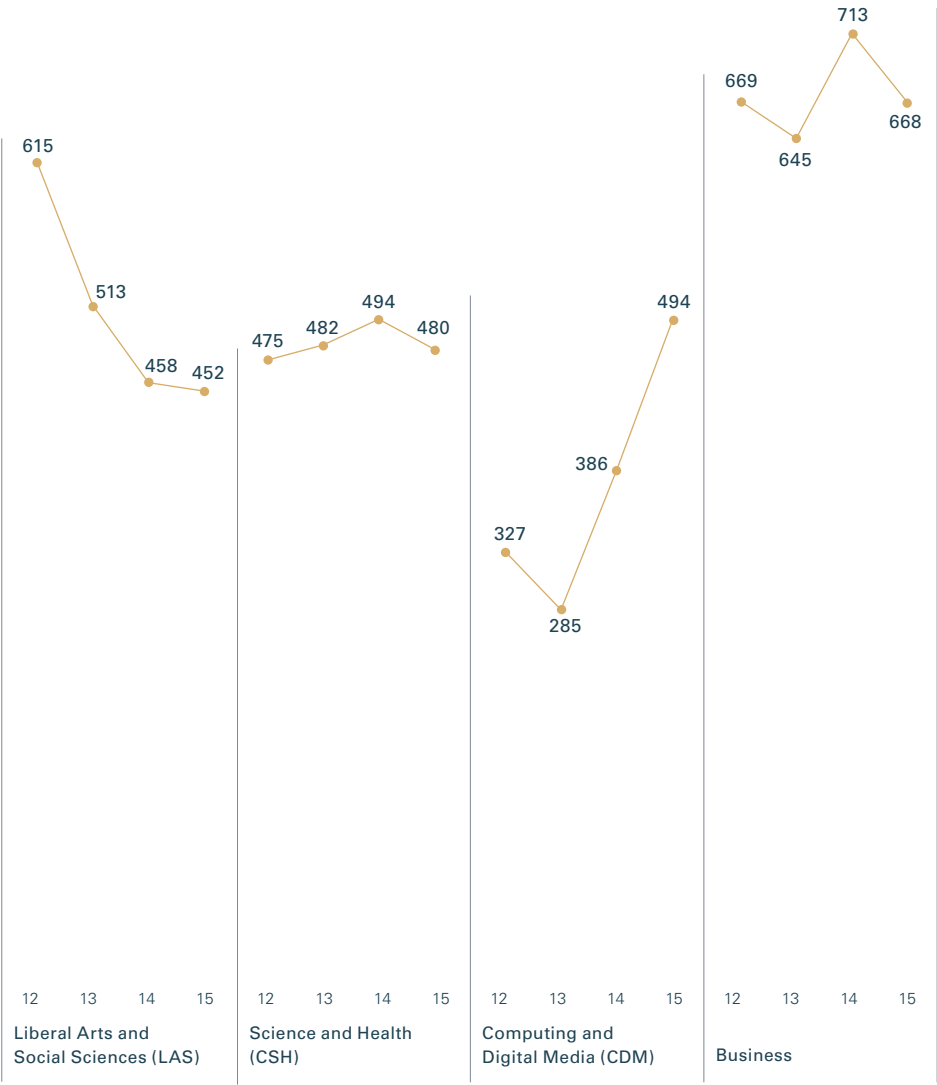


Academic Highlights for New Freshmen

- » 1,223 freshmen (49 percent of the class) entered DePaul with AP coursework.
- » 39 freshmen were from International Baccalaureate (IB) programs in Chicago Public Schools.
- » 35 new freshmen began their first quarter at DePaul with enough AP, IB or dual-enrollment credits to earn sophomore or junior status.

105 FRESHMEN SCORED 32 OR HIGHER ON THE ACT, A 12% INCREASE OVER LAST YEAR

An ACT score of 32 ranks in the top 3 percent of all students nationwide.



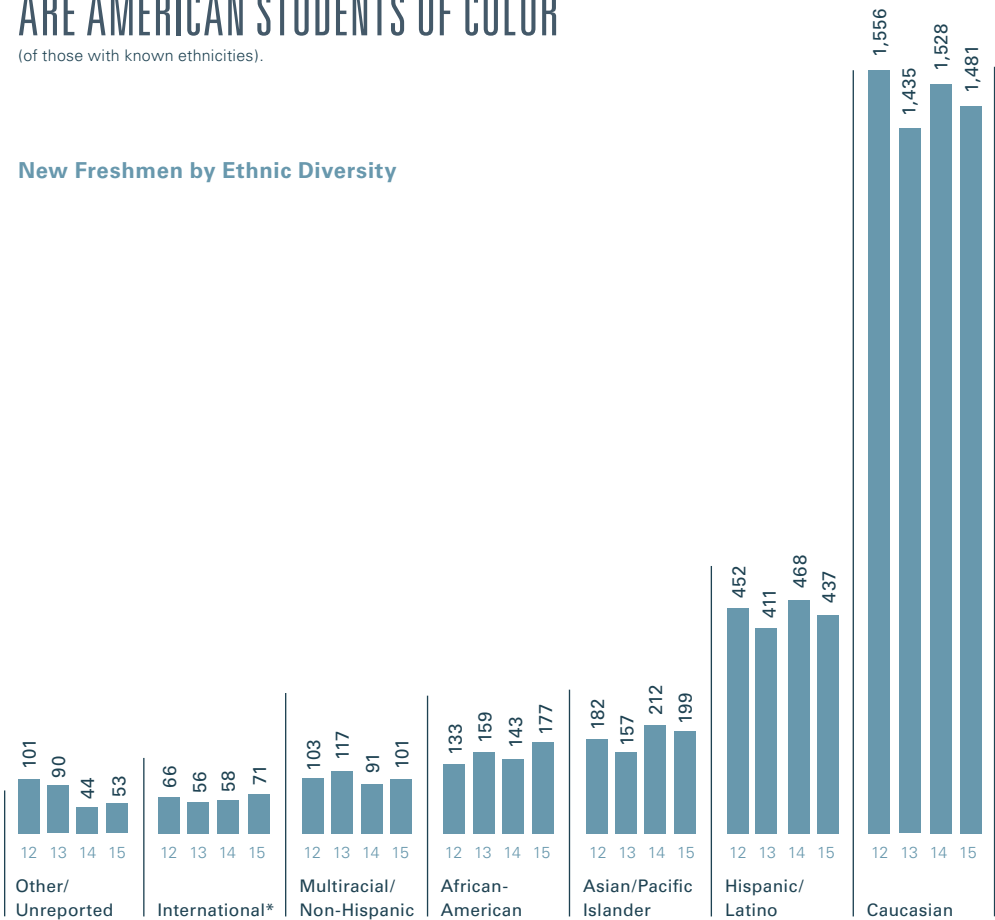
NEW FRESHMEN DIVERSITY

DePaul continues a long-standing tradition of being among the most diverse selective institutions in the country. When measuring a combination of selectivity and diversity—including ethnic, geographic and socioeconomic diversity, as well as parental attainment—only a few institutions compare favorably to DePaul.

37% OF THE FRESHMAN CLASS ARE AMERICAN STUDENTS OF COLOR

(of those with known ethnicities).

New Freshmen by Ethnic Diversity



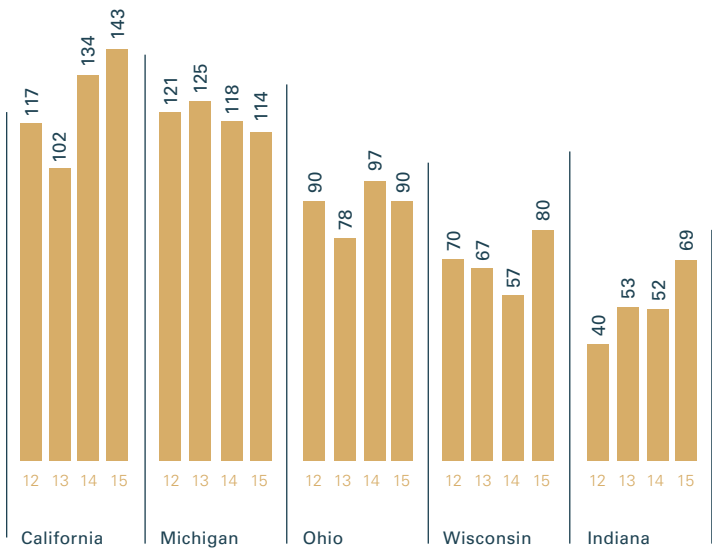
To comply with federal standards on reporting of race and ethnicity, students must identify their ethnicity and their race. For ethnicity, students must select either Hispanic or non-Hispanic. Race is then reported only for students who are non-Hispanic. A student may indicate a single race (e.g., Asian, African-American, etc.) or “two or more races” (i.e., multiracial).

*Includes students with all visa types.

New Freshmen by Geographic Diversity

- » For the second year in a row, California is the top state for freshmen (excluding Illinois). DePaul enrolled 143 students from the state this fall.
- » These states sent at least 25 freshmen to DePaul this year: Michigan, Ohio, Wisconsin, Indiana, Minnesota, Missouri, Texas, New York, Massachusetts, Florida, New Jersey and Pennsylvania.
- » Five high schools sent at least 20 freshmen: Lane Tech, Glenbrook South, Lincoln Park, Evanston Township and Niles West.
- » From outside Illinois, the top feeder schools were Benilde-St. Margaret (Minn.), Penn (Ind.), Orange County School of the Arts (Calif.), Mira Costa (Calif.), Mater Dei (Calif.), Lake Central (Ind.), Andrean (Ind.), Minnetonka (Minn.), and Madison West (Wis.). All sent five or more freshmen. Eleven other schools outside Illinois sent four freshmen each.

Top Feeder States Outside Illinois



New Freshmen by Socioeconomic Diversity

- » The average family income of new freshmen is \$122,000. The median is \$87,500.
- » 30 percent of new freshmen are eligible for the federal Pell Grant for low-income students.
- » 85 percent of freshmen filed for financial aid (completed the Free Application for Federal Student Aid).

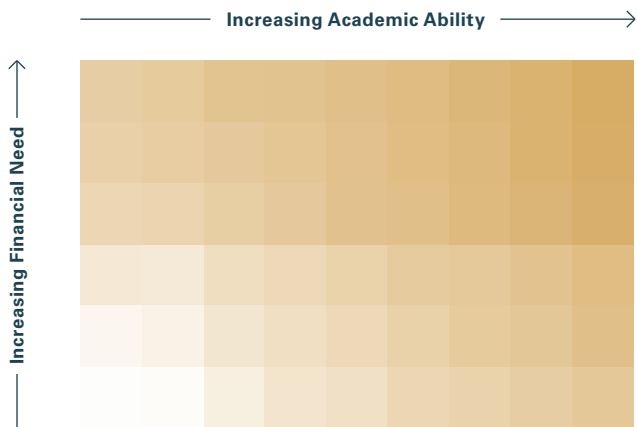
35% OF FRESHMEN ARE FIRST-GENERATION COLLEGE STUDENTS

NEW FRESHMEN FINANCIAL AID PROFILE

DePaul awards its institutional aid in a manner consistent with mission-based principles of making a high-quality education available to promising students, including those who cannot otherwise afford to attend a selective, private institution.

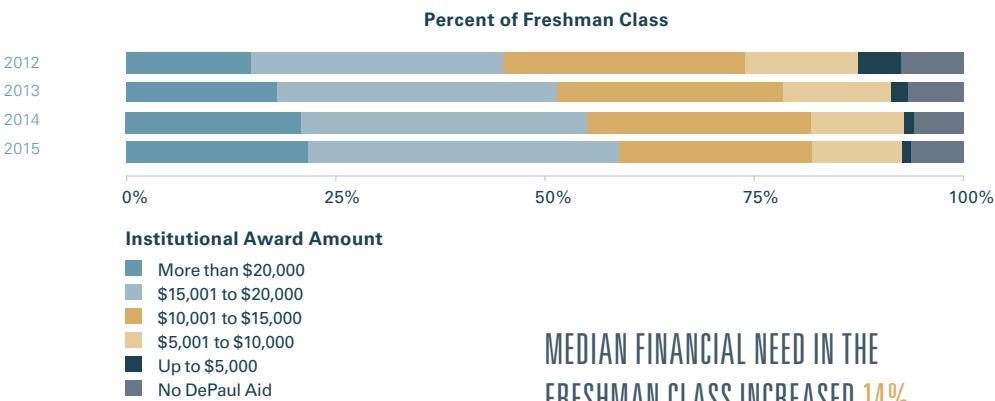
Institutional Aid Distribution by Need and Ability

Below, the darker colors represent the higher average institutional award amounts (DePaul grants and scholarships), with an increase from left to right with academic ability, and from bottom to top with financial need.



Institutional Aid Distribution by Amount

DePaul has intentionally responded to the increasing affordability challenges of parents and students in light of the nation’s economy. In 2015, 23 percent of enrolling students received more than \$20,000 in financial aid from DePaul University sources.



MEDIAN FINANCIAL NEED IN THE FRESHMAN CLASS INCREASED 14% FROM 2012 TO 2015

UNIVERSITY HONORS PROGRAM

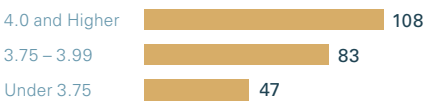
The DePaul University Honors Program brings students together in an interdisciplinary curriculum that integrates a well-designed liberal arts education with the cultural resources of the global city of Chicago. Working in small seminars under the direction of dedicated faculty, honors students join a lively and challenging scholarly community.

About 9 percent of the freshman class, or 238 students, enrolled in the Honors Program in fall 2015.*

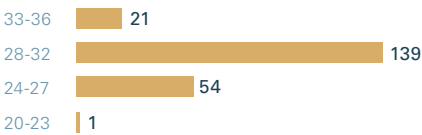
High School Academic Profile

238 matriculants total

High School GPA



ACT Composite**

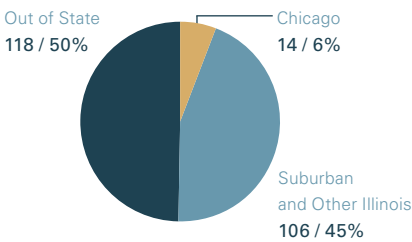


Academic Highlights for Honors Program Freshmen

- » The Honors Program freshman average GPA is 4.01; the freshman class average GPA is 3.56.
- » The average ACT score for freshmen in the Honors Program is almost four points higher than the freshman class as a whole.

New Honors Program Freshmen by Geography

238 matriculants total



FRESHMEN IN THE HONORS PROGRAM CAME FROM 185 DIFFERENT HIGH SCHOOLS AND 30 STATES

New Honors Program Freshmen by College

- » 19 percent enrolled in the Driehaus College of Business.
- » 18 percent enrolled in the College of Science and Health.
- » 27 percent enrolled in the College of Liberal Arts and Social Sciences.

* There are five other college- and discipline-specific honors programs at DePaul. The information presented here does not include those programs.

** 19 students submitted only SAT scores, and four students were test-optional.

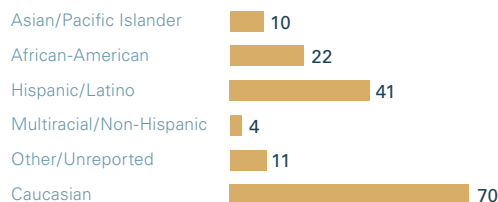
NEW ADMISSION INITIATIVES

Test-Optional Admission

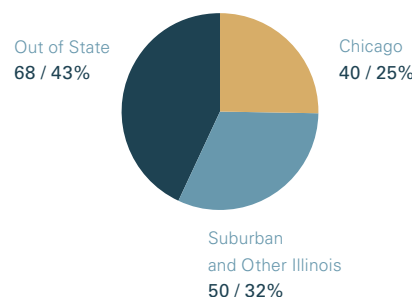
Results from the fourth year of the test-optional pilot program were encouraging: More than six percent of the freshman class, or 158 students, enrolled through the program. These students come from a wide range of geographic, socioeconomic and ethnic/racial groups. The enrolling freshmen who did not submit test scores have a nearly identical average high school GPA to freshmen who applied with test scores (3.54, compared with 3.56).

DePaul is one of the largest on the growing list of selective colleges and universities nationwide that do not require an SAT or ACT score for admission. It is important for students to understand that the single best predictor of college success—by an overwhelming margin—is high school performance in a rigorous, college-preparatory curriculum.

New Test-Optional Freshmen by Ethnicity 158 matriculants total



New Test-Optional Freshmen by Geography 158 matriculants total



Health Sciences Pathways

In October 2012, DePaul announced an agreement with Rosalind Franklin University of Medicine and Science that included opportunities for DePaul students interested in pursuing a career in one of the rapidly growing professions in health sciences. The Pathways Program was developed specifically for entering freshmen to take advantage of this exciting partnership.

DePaul enrolled 80 new freshmen in the program, or about 3.2 percent of the entering class. These students bring drive, focus and extraordinary academic credentials, with an average high school GPA over 4.0 and an average standardized test score in the top 10 percent of all students nationwide. In addition, 43 percent come from outside Illinois, and 49 percent are American students of color.

DEPAUL AT A GLANCE

With more than 23,500 students, DePaul is the largest Catholic university in the United States and the largest private, nonprofit university in the Midwest. The university offers over 300 undergraduate and graduate programs of study on two campuses in Chicago and two suburban locations.

DePaul is known for providing a high-caliber education to students from a broad range of backgrounds, with particular attention to first-generation students. It is nationally recognized for incorporating service learning throughout its curriculum and for delivering real-world knowledge in an urban, multicultural environment.

There are over 900 full-time faculty members in 10 colleges and schools at DePaul. More than 85 percent of our faculty hold a Ph.D. or the highest degree in their fields.

DePaul's 2015 first-year retention rate is 83.8 percent. The six-year graduation rate is 72.8 percent. Both rates exceed the national averages for private universities.

Of the class of 2014, 89 percent of graduates were employed and/or in graduate school six months after graduation. DePaul awards over 6,500 undergraduate and graduate degrees annually.

DePaul has an alumni network of more than 171,000 across 90 countries. Two-thirds of alumni live and work in the metropolitan Chicago area.



Enrollment Management and Marketing
1 East Jackson Boulevard
Chicago, Illinois 60604-2287

depaul.edu